

无惧风浪  
砥砺前行

2022  
年度业绩



Kerry Logistics  
Network Limited  
嘉里物流聯網有限公司

0636.HK

This presentation was prepared by Kerry Logistics Network Limited (the “Company”) for reference and general information purposes only. This presentation is not intended to and does not constitute investment advice, recommendation, invitation or offer to enter into, any agreement to purchase, acquire, dispose of, subscribe for or underwrite any securities, shares, debentures or structured products.

The information contained in this presentation comprises extracts of operational data and financial information of the Company. The information is included solely for this presentation and certain information has not been independently verified. No representation or warranty, expressed or implied, is made with respect to, and no reliance should be placed on, any discussion, materials and information provided in and during the presentation (collectively, the “Information”) as to their accuracy, completeness, validity, timeliness, correctness, or fairness. It is not the intention to provide, and you may not rely on the Information as providing, a complete or comprehensive analysis of the Company’s financial or trading position or prospects. Potential investors and shareholders of the Company are particularly reminded that any reference to past performance should not be taken as an indication of future performance. The Information (including without limitation all estimates, forecasts, projections, expectations, outlooks and opinions contained in this presentation) is subject to change without notice. This presentation may not contain all material information concerning the Company and is not intended to provide the sole basis of any evaluation of the Company and its subsidiaries or the securities discussed herein.

This presentation may contain forward-looking statements, forecasts and/or projections. Statements that are not historical facts, including statements about the Company’s belief and expectations are forward-looking statements. Any forward-looking statements, forecasts and projections contained in this presentation are based on certain assumptions and expectations of future events (which may or may not be included in this presentation) regarding the Company’s present and future business strategies and the environment in which the Company will operate, and must be read together with those assumptions. The Company does not guarantee that these assumptions and expectations are accurate or will be realized. Actual future performance, outcomes and results may differ materially from those expressed in such forward-looking statements, forecasts and projections as a result of a number of risks, uncertainties and assumptions. Although the Company believes that such forward-looking statements, forecasts and projections are based on reasonable assumptions, it can give no assurance that such expectations will be met. None of the Company, nor any of its holding companies, subsidiaries, associated undertakings, joint ventures, controlling persons or affiliates, or any of their respective directors, officers, partners, employees, agents, advisors or representatives (collectively, the “Affiliates and Representatives”) assumes any responsibility to update any forward-looking statements, forecasts and projections or to adapt them to future events or developments.

In no event shall the Company, or any of the Affiliates and Representatives have any liability or responsibility whatsoever (whether directly or indirectly, expressly or by implication, in contract, tort, by statute or otherwise) for any decisions taken based upon this presentation, the Information or for any loss howsoever arising from any use of or reliance upon the whole or any part of this presentation or the Information or otherwise arising in connection with this presentation or the Information.

收入	核心经营溢利	核心纯利
86,649 ▲ 10%*	4,790 ▼ 12%*	3,572 ▲ 11%*
综合物流	电子商贸及快递	国际货运
1,375 ▲ 28%*	(826) -	4,703 ▼ 3%*
股东应占溢利	股息	资产负债比率
3,579 ▲ 8%*    ▼ 55% 法定	38 末期 每股港仙  66 全年 每股港仙	48.3% 总比率

\* 仅就持续经营业务而言

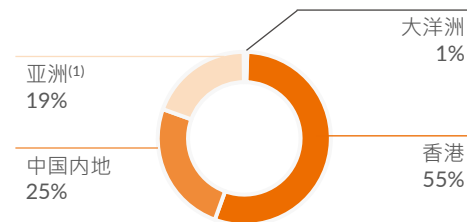
2022全年业绩

KLN

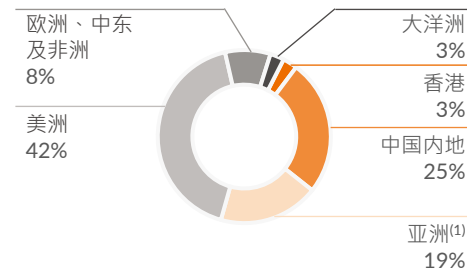
## 分部溢利 - 持续经营业务\*

(百万港元)	综合物流			电子商贸及快递			国际货运			合计		
	2021	2022	同比	2021	2022	同比	2021	2022	同比	2021	2022	同比
香港	455	<b>756</b>	+66%	63	<b>19</b>	-69%	554	<b>128</b>	-77%	1,072	<b>903</b>	-16%
中国内地	353	<b>343</b>	-3%	-	-	-	1,606	<b>1,196</b>	-26%	1,959	<b>1,539</b>	-21%
亚洲 <sup>(1)</sup>	219	<b>267</b>	+22%	(25)	<b>(863)</b>	->500%	739	<b>880</b>	+19%	933	<b>284</b>	-70%
美洲	-	-	-	-	-	-	1,542	<b>1,978</b>	+28%	1,542	<b>1,978</b>	+28%
欧洲、中东及非洲	-	-	-	3	<b>18</b>	+492%	295	<b>399</b>	+35%	298	<b>417</b>	+40%
大洋洲	46	<b>9</b>	-80%	-	-	-	89	<b>122</b>	+37%	135	<b>131</b>	-3%
<b>总计</b>	<b>1,073</b>	<b>1,375</b>	<b>+28%</b>	<b>41</b>	<b>(826)</b>	-	<b>4,825</b>	<b>4,703</b>	<b>-3%</b>	<b>5,939</b>	<b>5,252</b>	<b>-12%</b>


## 综合物流溢利按地区划分



## 国际货运溢利按地区划分



\*仅就持续经营业务而言  
(1) 亚洲 (大中华地区除外)



## 综合物流

### 亚洲录得强劲增长

- 香港疫情相关的服务需求增加
- 亚洲生产活动回升

### 预计2023年将维持增长动力

- 中国内地通关
- 零售及家庭消费回升



## 电子商贸及快递

### 泰国业务竞争激烈，业绩稍有下滑

- 已推出一系列重组及精简计划，以提升利润表现



## 国际货运

### 尽管市况异常波动，依然维持溢利水平

- 由于制成品的订单及环球需求下跌，亚洲出口业务在2022年下半年出现回调
- 运费由前所未有的高位下滑
- 运力提升迭加低货运量带来了更大挑战

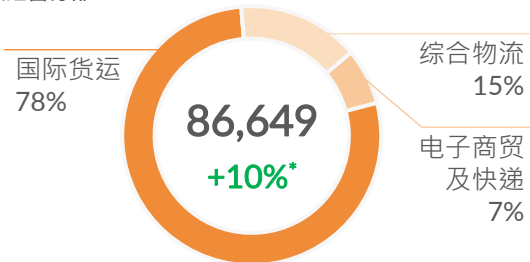
### 于跨太平洋贸易路线维持领先地位<sup>(2)</sup>



<sup>(2)</sup> 数据来自 Datamyne 无船承运人排名

## 收入\* (百万港元)

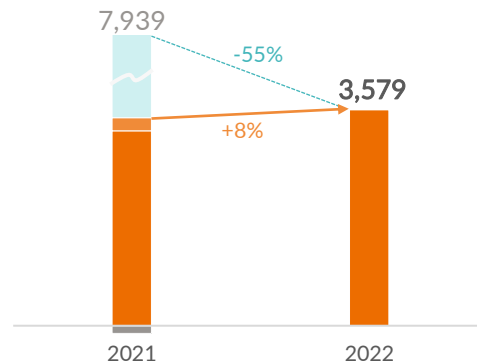
按经营分部



按地域

	2021	2022	同比
香港	8,837	8,612	-3%
中国内地	26,178	23,441	-10%
亚洲 <sup>(1)</sup>	14,830	15,094	+2%
美洲	17,850	27,371	+53%
欧洲、中东及非洲	9,893	10,331	+4%
大洋洲	1,367	1,800	+32%
总计	78,955	86,649	+10%

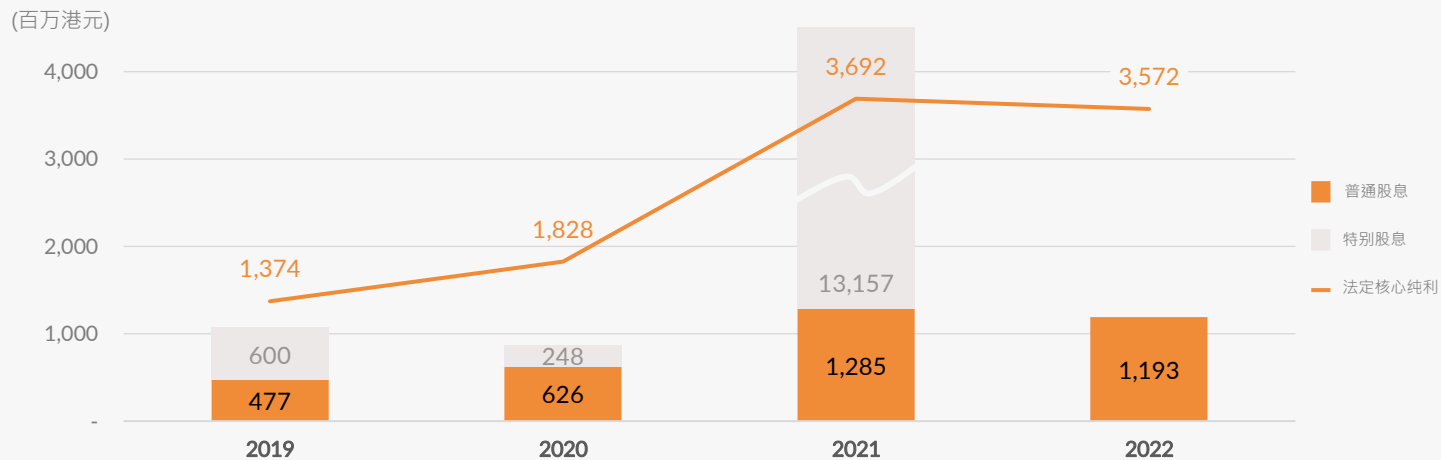
## 股东应占溢利 (百万港元)



	2021	2022
来自已终止经营业务之核心纯利	4,630	-
投资物业之公允价值变动 (已扣除非控制性权益及递延税项)	219	7
来自持续经营业务之核心纯利	3,220	3,572
商誉减值	(130)	-
股东应占溢利	7,939	3,579

\*仅就持续经营业务而言  
(1) 亚洲 (大中华地区除外)

# 2019至2022年股息



派息比率

35%

34%

35%

33%

每股股息

普通股股息 (港仙)

27

34.8

71.1

66

特别股息 (港仙)

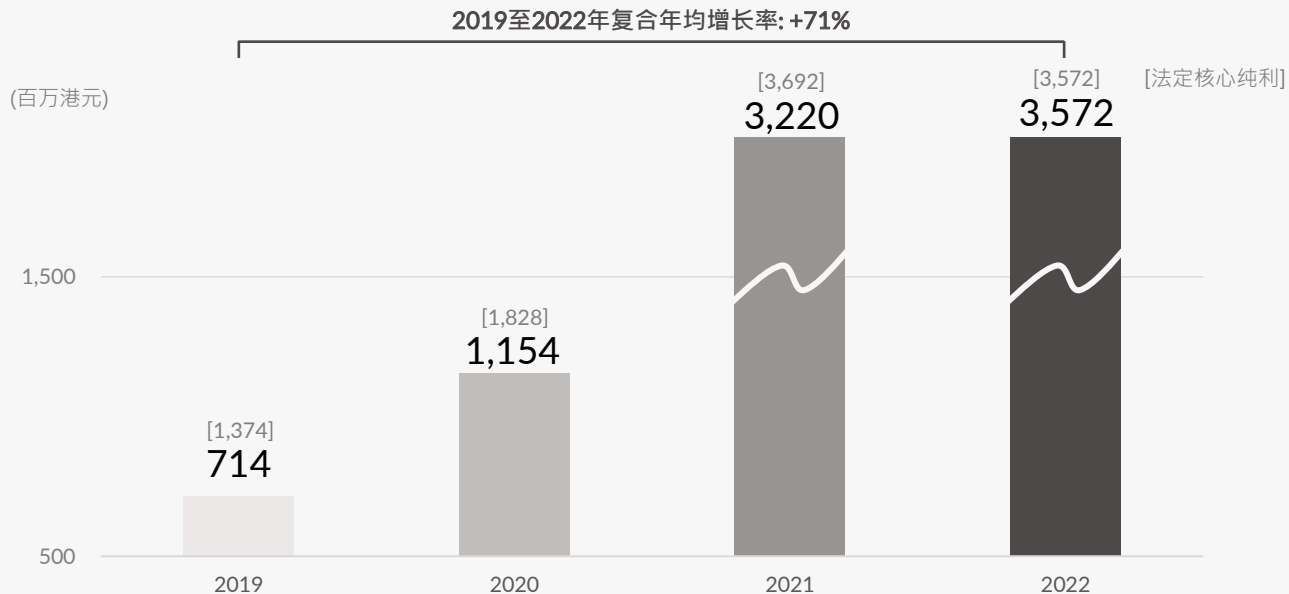
35

13.8

728

-

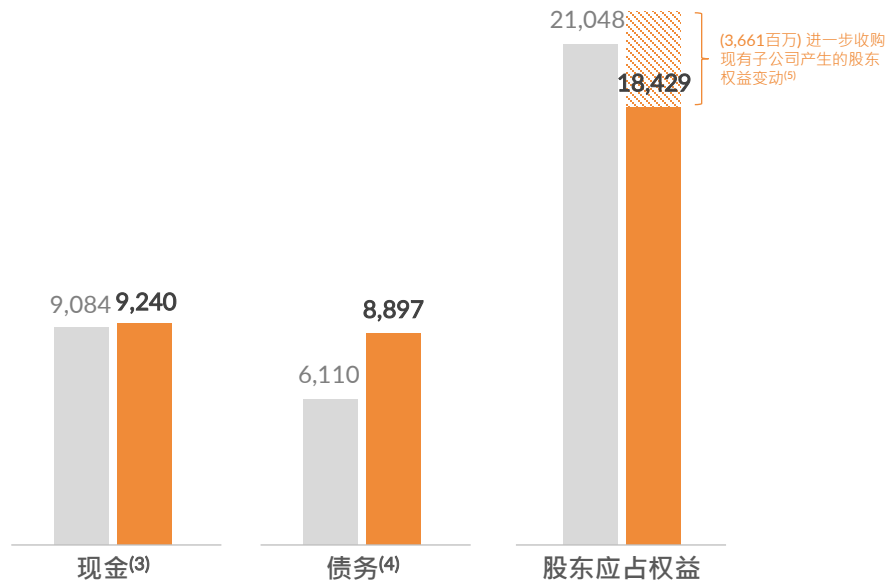
## 持续经营业务的核心纯利



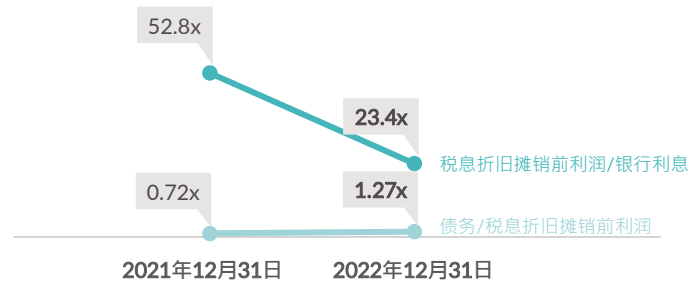


# 现金、债务和权益 (百万港元)

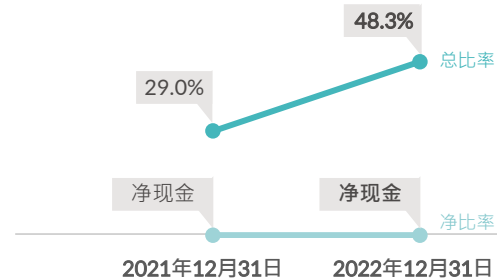
- 于2022年12月31日
- 于2021年12月31日



## 负债比率



## 资产负债比率



<sup>(3)</sup> 现金及银行结存

<sup>(4)</sup> 银行贷款总额及银行透支

<sup>(5)</sup> 不改变控制权下，因子公司权益所有权变化而产生的本公司股东权益变化

## 前景展望

### 持续努力应对经济下行

- 全球经济预期在2023年将进一步放缓，市场波动性、不确定性和风险将会更大
- 专注于成本管理、获取新客户、营运效率提升、推动网络数码化

### 与顺丰控股的协同效应

- 寻找市场新机遇、开发更多新兴航线，重新打造现有服务组合

### 积极参与环球供应链重组

- 顺应瞬息万变的状况，满足客户多变的需求

## 致力在2050年实现净零排放



提供绿色物流解决方案，尽量减少全球环境足迹，并以可持续发展的方式营运

制定以科学为基础的减碳目标倡议 (SBTi)

采取积极措施，根据气候相关财务披露工作小组的建议制定报告

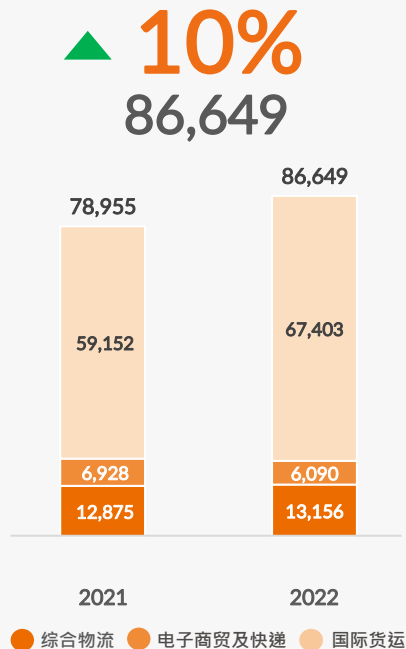
# 谢谢



Kerry Logistics  
Network Limited  
嘉里物流网络有限公司

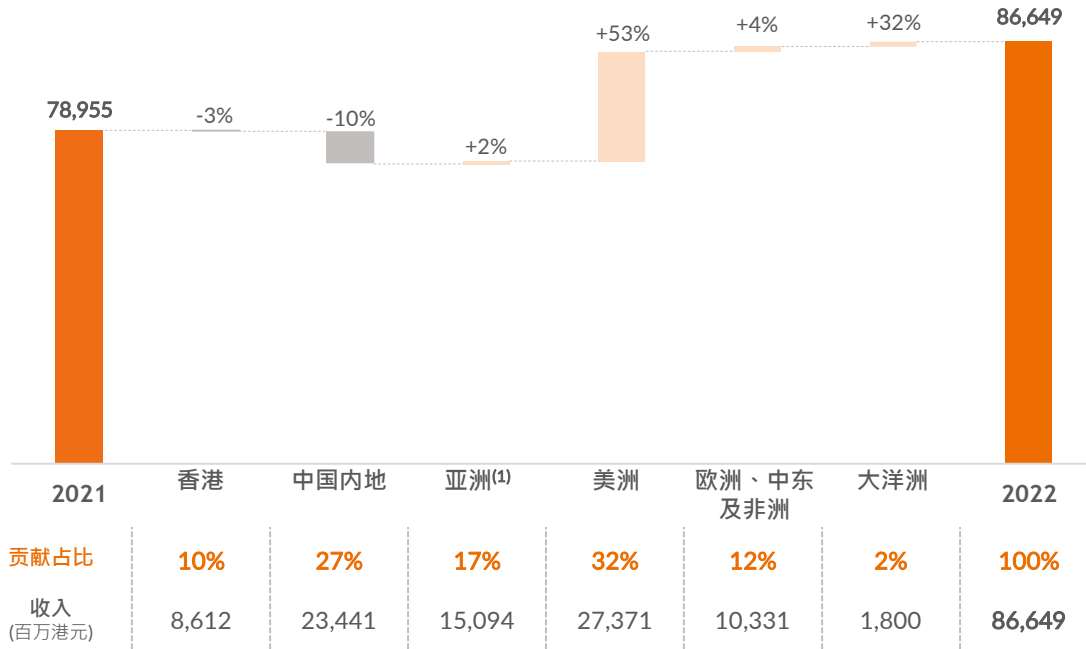
## 分部收入变化\*

(百万港元)



## 分部收入变化按地区划分\*

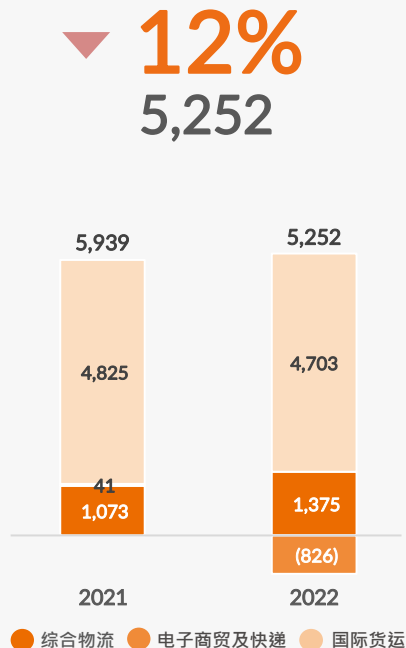
(百万港元·可比增长百分比)



\*仅就持续经营业务而言  
<sup>(1)</sup>亚洲 (大中华地区除外)

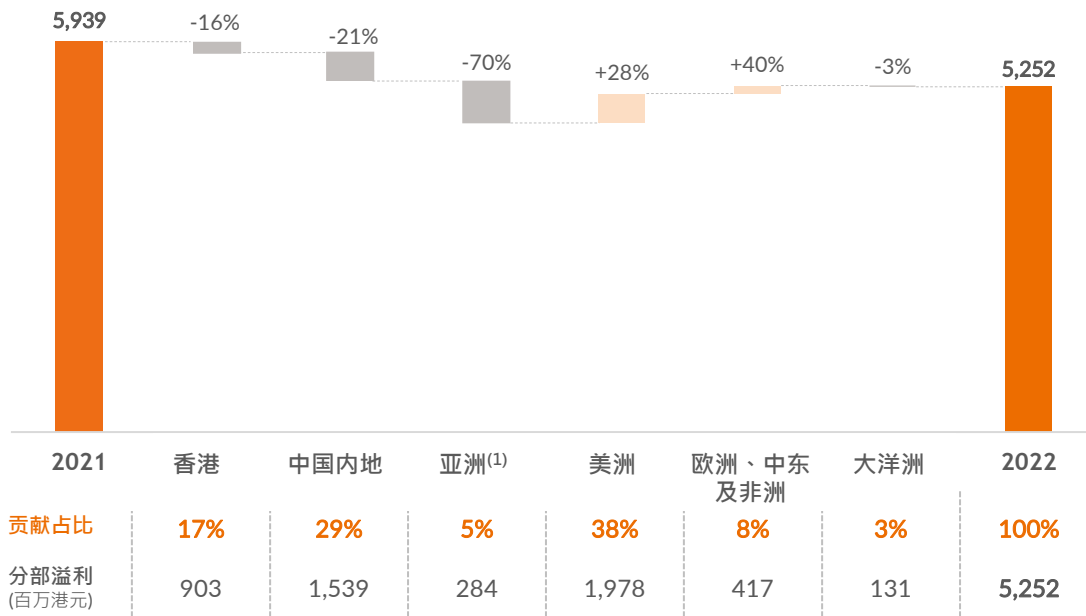
## 分部溢利变化\*

(百万港元)



## 分部溢利变化按地区划分\*

(百万港元·同比增长百分比)



\*仅就持续经营业务而言  
<sup>(1)</sup>亚洲 (大中华地区除外)

## 附录三：合并收益表

	截至十二月三十一日止年度	
	2021 千港元	2022 千港元
持续经营业务		
收入	78,954,724	86,649,463
直接经营费用	(69,950,781)	(78,297,812)
毛利	9,003,943	8,351,651
其他收入及收益／(亏损)净额	(18,805)	569,849
行政费用	(3,626,933)	(3,628,896)
未计投资物业公允价值变动前之经营溢利	5,358,205	5,292,604
投资物业公允价值之变动	298,850	9,315
经营溢利	5,657,055	5,301,919
融资费用	(250,756)	(392,968)
应占联营公司及合营企业业绩	157,958	166,894
除税前溢利	5,564,257	5,075,845
税项	(1,299,167)	(1,255,827)
来自持续经营业务之年度溢利	4,265,090	3,820,018
已终止经营业务：		
来自已终止经营业务之年度溢利	4,765,506	-
年度溢利	9,030,596	3,820,018
应占溢利：		
本公司股东		
来自持续经营业务	3,308,813	3,579,191
来自已终止经营业务	4,629,840	-
非控制性权益		
来自持续经营业务	956,277	240,827
来自已终止经营业务	135,666	-
	9,030,596	3,820,018
来自持续经营业务之每股盈利		
- 基本	1.84港元	1.98港元
- 摊薄	1.83港元	1.98港元
来自已终止经营业务之每股盈利		
- 基本	2.57港元	-港元
- 摊薄	2.56港元	-港元

## 附录四：合并财务状况表

	于二零二一年 十二月三十一日 千港元	于二零二二年 十二月三十一日 千港元
<b>资产及负债</b>		
<b>非流动资产</b>		
无形资产	4,303,119	5,855,895
投资物业	1,939,636	1,819,589
物业、机器及设备	7,526,228	7,869,412
使用权资产	4,348,205	3,221,273
联营公司及合营企业	2,281,222	1,642,761
透过其他综合收益按公允价值列账之金融资产	587,337	554,962
可换股债券之投资	5,911	5,538
递延税项	155,944	463,169
	21,147,602	21,432,599
<b>流动资产</b>		
透过损益按公允价值列账之金融资产	800,068	38,137
透过其他综合收益按公允价值列账之金融资产	17,166	-
存货	374,775	482,035
应收账款、预付款项及订金	16,662,937	13,406,909
可收回税项	63,972	721,645
应收同系附属公司款项	3	-
受限制及有抵押之银行存款	11,748	12,383
现金及银行结存	9,084,105	9,240,365
	27,014,774	23,901,474
<b>流动负债</b>		
租赁负债	1,377,209	1,196,141
应付账款、已收订金及应计项目	11,694,873	10,695,071
应付同系附属公司款项	-	278,252
应付关连公司款项	140,842	166,063
税项	752,201	492,536
来自非控制性权益之贷款	27,703	6,862
短期银行贷款及长期银行贷款之本期部分	3,648,671	2,226,402
银行透支	199,201	83,801
	17,840,700	15,145,128

## 附录四：合并财务状况表(续)

	于二零二一年 十二月三十一日 千港元	于二零二二年 十二月三十一日 千港元
<b>非流动负债</b>		
来自非控制性权益之贷款	205,594	209,144
长期银行贷款	2,261,839	6,586,447
租赁负债	2,384,652	1,453,234
递延税项	406,072	614,209
退休福利债务	50,028	52,110
其他非流动负债	176,775	24,096
	5,484,960	8,939,240
<b>资产减负债</b>	24,836,716	21,249,705
<b>权益</b>		
<b>本公司股东应占资本及储备</b>		
股本	903,655	903,712
股份溢价	4,072,917	4,074,169
保留溢利及其他储备	16,071,908	13,451,213
	21,048,480	18,429,094
授予非控制性权益之认沽期权	(4,593)	-
	21,043,887	18,429,094
非控制性权益	3,792,829	2,820,611
<b>总权益</b>	24,836,716	21,249,705