

無懼風浪
砥礪前行

2022
年度業績



Kerry Logistics
Network Limited
嘉里物流聯網有限公司

0636.HK

This presentation was prepared by Kerry Logistics Network Limited (the “Company”) for reference and general information purposes only. This presentation is not intended to and does not constitute investment advice, recommendation, invitation or offer to enter into, any agreement to purchase, acquire, dispose of, subscribe for or underwrite any securities, shares, debentures or structured products.

The information contained in this presentation comprises extracts of operational data and financial information of the Company. The information is included solely for this presentation and certain information has not been independently verified. No representation or warranty, expressed or implied, is made with respect to, and no reliance should be placed on, any discussion, materials and information provided in and during the presentation (collectively, the “Information”) as to their accuracy, completeness, validity, timeliness, correctness, or fairness. It is not the intention to provide, and you may not rely on the Information as providing, a complete or comprehensive analysis of the Company’s financial or trading position or prospects. Potential investors and shareholders of the Company are particularly reminded that any reference to past performance should not be taken as an indication of future performance. The Information (including without limitation all estimates, forecasts, projections, expectations, outlooks and opinions contained in this presentation) is subject to change without notice. This presentation may not contain all material information concerning the Company and is not intended to provide the sole basis of any evaluation of the Company and its subsidiaries or the securities discussed herein.

This presentation may contain forward-looking statements, forecasts and/or projections. Statements that are not historical facts, including statements about the Company’s belief and expectations are forward-looking statements. Any forward-looking statements, forecasts and projections contained in this presentation are based on certain assumptions and expectations of future events (which may or may not be included in this presentation) regarding the Company’s present and future business strategies and the environment in which the Company will operate, and must be read together with those assumptions. The Company does not guarantee that these assumptions and expectations are accurate or will be realized. Actual future performance, outcomes and results may differ materially from those expressed in such forward-looking statements, forecasts and projections as a result of a number of risks, uncertainties and assumptions. Although the Company believes that such forward-looking statements, forecasts and projections are based on reasonable assumptions, it can give no assurance that such expectations will be met. None of the Company, nor any of its holding companies, subsidiaries, associated undertakings, joint ventures, controlling persons or affiliates, or any of their respective directors, officers, partners, employees, agents, advisors or representatives (collectively, the “Affiliates and Representatives”) assumes any responsibility to update any forward-looking statements, forecasts and projections or to adapt them to future events or developments.

In no event shall the Company, or any of the Affiliates and Representatives have any liability or responsibility whatsoever (whether directly or indirectly, expressly or by implication, in contract, tort, by statute or otherwise) for any decisions taken based upon this presentation, the Information or for any loss howsoever arising from any use of or reliance upon the whole or any part of this presentation or the Information or otherwise arising in connection with this presentation or the Information.

收入	核心經營溢利	核心純利
86,649 ▲ 10%*	4,790 ▼ 12%*	3,572 ▲ 11%*
綜合物流	電子商貿及快遞	國際貨運
1,375 ▲ 28%*	(826) -	4,703 ▼ 3%*
股東應佔溢利	股息	資產負債比率
3,579 ▲ 8%* ▼ 55% 法定	38 末期 每股港仙 66 全年 每股港仙	48.3% 總比率

* 僅就持續經營業務而言

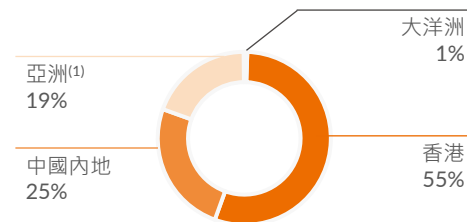
2022全年業績

KLN

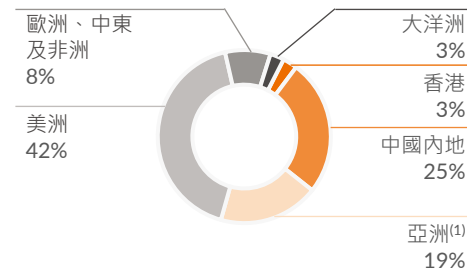
分部溢利 – 持續經營業務*

(百萬港元)	綜合物流			電子商貿及快遞			國際貨運			合計		
	2021	2022	同比	2021	2022	同比	2021	2022	同比	2021	2022	同比
香港	455	756	+66%	63	19	-69%	554	128	-77%	1,072	903	-16%
中國內地	353	343	-3%	-	-	-	1,606	1,196	-26%	1,959	1,539	-21%
亞洲 ⁽¹⁾	219	267	+22%	(25)	(863)	->500%	739	880	+19%	933	284	-70%
美洲	-	-	-	-	-	-	1,542	1,978	+28%	1,542	1,978	+28%
歐洲、中東及非洲	-	-	-	3	18	+492%	295	399	+35%	298	417	+40%
大洋洲	46	9	-80%	-	-	-	89	122	+37%	135	131	-3%
總計	1,073	1,375	+28%	41	(826)	-	4,825	4,703	-3%	5,939	5,252	-12%


綜合物流溢利按地區劃分



國際貨運溢利按地區劃分



*僅就持續經營業務而言
(1) 亞洲 (大中華地區除外)



綜合 物流

亞洲錄得強勁增長

- 香港疫情相關的服務需求增加
- 亞洲生產活動回升

預計2023年將維持增長動力

- 中國內地通關
- 零售及家庭消費回升



電子商貿 及快遞

泰國業務競爭激烈，業績稍有下滑

- 已推出一系列重組及精簡計劃，以提升利潤表現



國際 貨運

儘管市況異常波動，依然維持溢利水平

- 由於製成品的訂單及環球需求下跌，亞洲出口業務在2022年下半年出現回調
- 運費由前所未有的高位下滑
- 運力提升疊加低貨運量帶來了更大挑戰

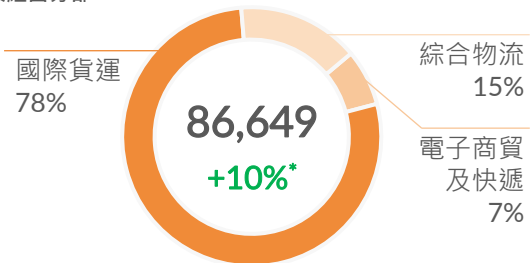
於跨太平洋貿易路線維持領先地位⁽²⁾



⁽²⁾ 數據來自 Datamyne 無船乘運人排名

收入* (百萬港元)

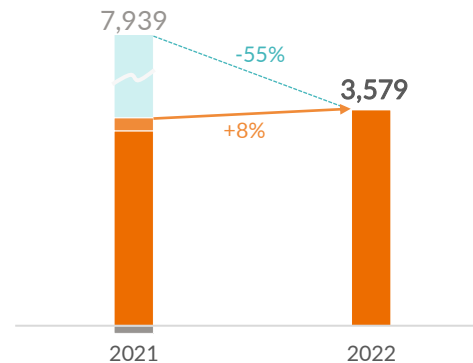
按經營分部



按地域

	2021	2022	同比
香港	8,837	8,612	-3%
中國內地	26,178	23,441	-10%
亞洲 ⁽¹⁾	14,830	15,094	+2%
美洲	17,850	27,371	+53%
歐洲、中東及非洲	9,893	10,331	+4%
大洋洲	1,367	1,800	+32%
總計	78,955	86,649	+10%

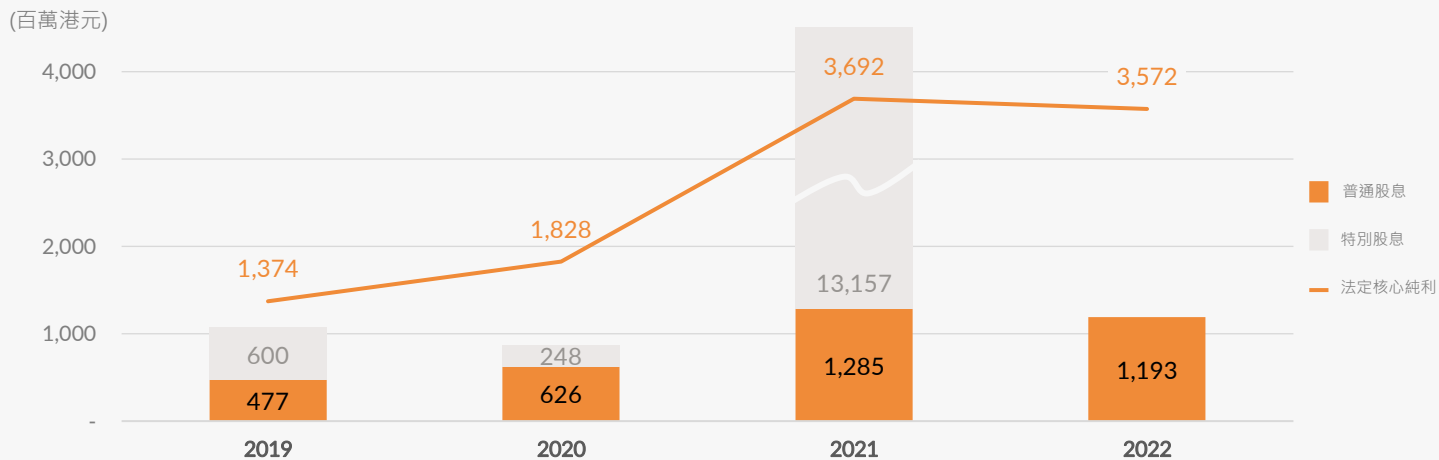
股東應佔溢利 (百萬港元)



	2021	2022
來自已終止經營業務之核心純利	4,630	-
投資物業之公允價值變動 (已扣除非控制性權益及遞延稅項)	219	7
來自持續經營業務之核心純利	3,220	3,572
商譽減值	(130)	-
股東應佔溢利	7,939	3,579

*僅就持續經營業務而言
(1) 亞洲 (大中華地區除外)

2019至2022年股息



派息比率

35%

34%

35%

33%

每股股息

普通股息 (港仙)

27

34.8

71.1

66

特別股息 (港仙)

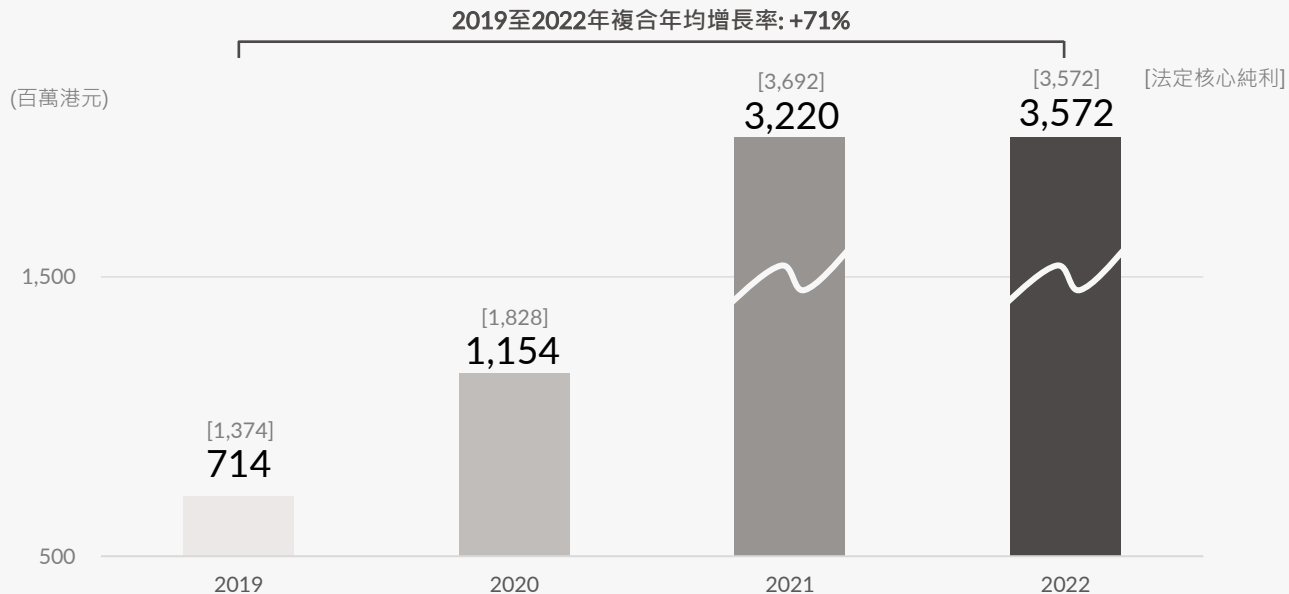
35

13.8

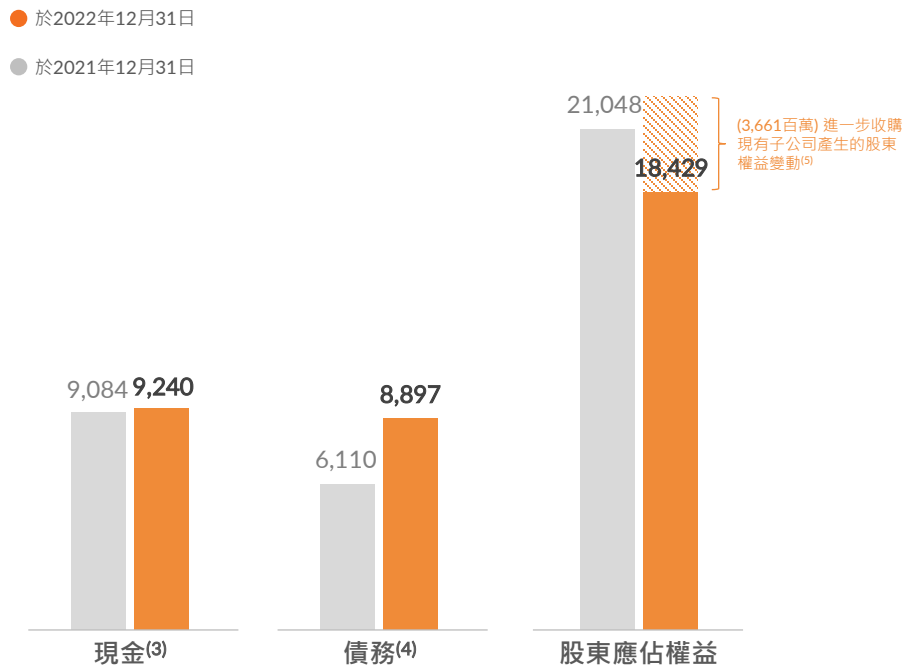
728

-

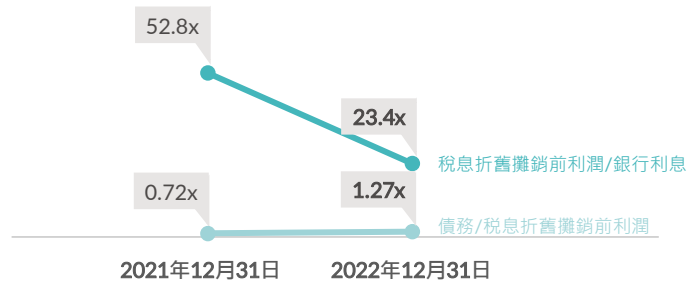
持續經營業務的核心純利



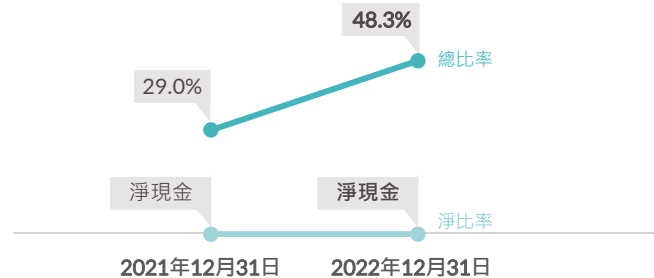
現金、債務和權益 (百萬港元)



負債比率



資產負債比率



⁽³⁾ 現金及銀行結存

⁽⁴⁾ 銀行貸款總額及銀行透支

⁽⁵⁾ 不改變控制權下，因子公司權益所有權變化而產生的本公司股東權益變化

前景展望

持續努力應對經濟下行

- 環球經濟預期在2023年將進一步放緩，市場波動性、不確定性和風險將會更大
- 專注於成本管理、獲取新客戶、營運效率提升、推動網絡數碼化

與順豐控股的協同效應

- 尋找市場新機遇、開發更多新興航線，重新打造現有服務組合

積極參與環球供應鏈重組

- 順應瞬息萬變的市場狀況，滿足客戶多變的需求



致力在2050年實現淨零排放



提供綠色物流解決方案，盡量減少全球環境足跡，並以可持續發展的方式營運

制定以科學為基礎的減碳目標倡議 (SBTi)

採取積極措施，根據氣候相關財務披露工作小組的建議制定報告

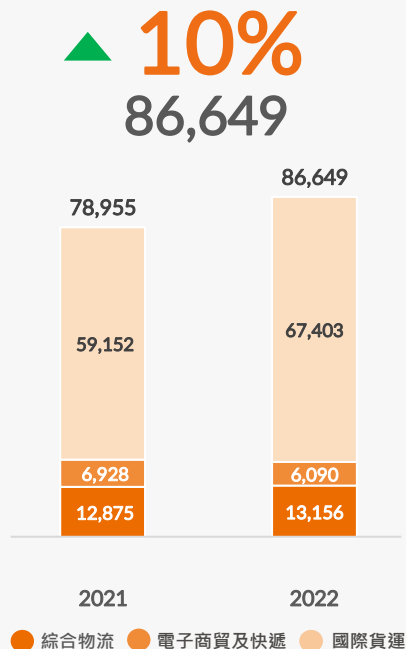
謝謝



Kerry Logistics
Network Limited
嘉里物流聯眾有限公司

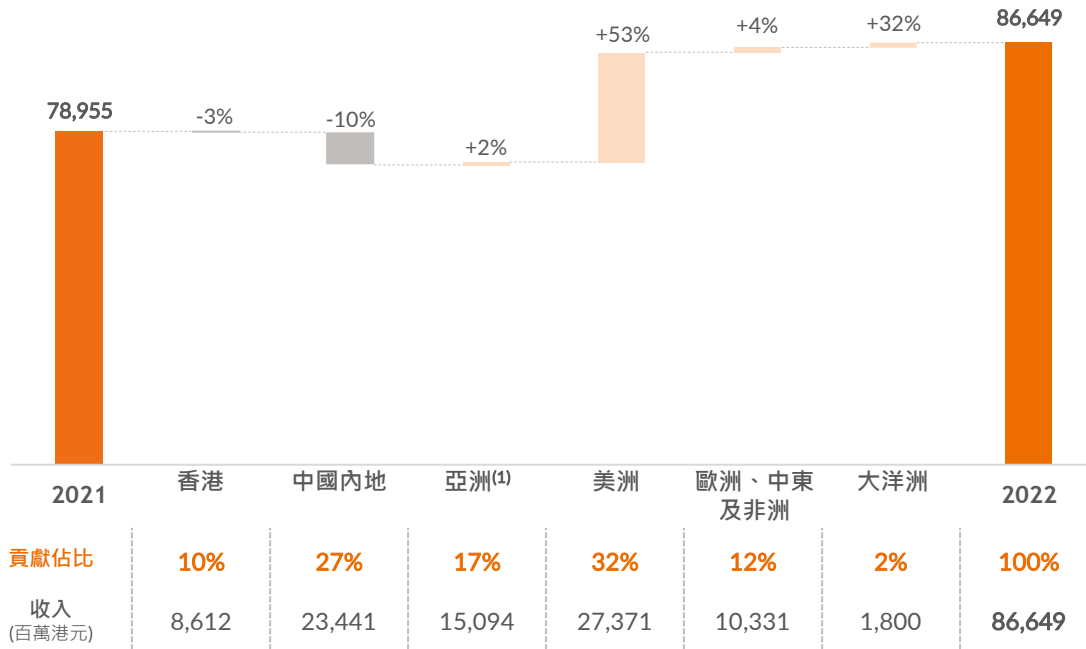
分部收入變化*

(百萬港元)



分部收入變化按地區劃分*

(百萬港元 · 可比增長百分比)

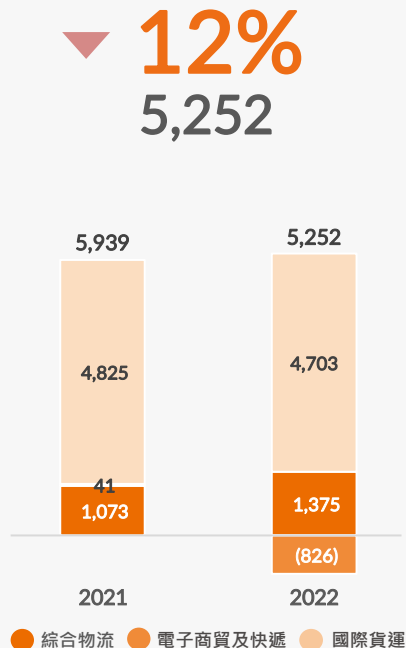


*僅就持續經營業務而言
⁽¹⁾亞洲 (大中華地區除外)

附錄二：分部溢利分析

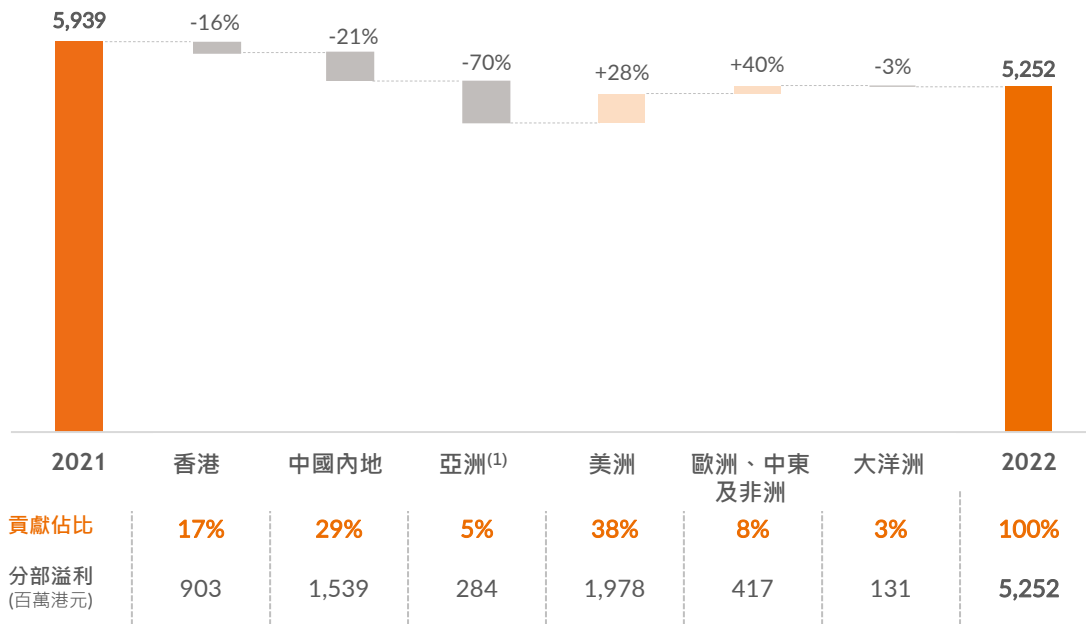
分部溢利變化*

(百萬港元)



分部溢利變化按地區劃分*

(百萬港元·可比增長百分比)



*僅就持續經營業務而言
⁽¹⁾亞洲 (大中華地區除外)

附錄三：合併收益表

	截至十二月三十一日止年度	
	2021 千港元	2022 千港元
持續經營業務		
收入	78,954,724	86,649,463
直接經營費用	(69,950,781)	(78,297,812)
毛利	9,003,943	8,351,651
其他收入及收益／(虧損)淨額	(18,805)	569,849
行政費用	(3,626,933)	(3,628,896)
未計投資物業公允價值變動前之經營溢利	5,358,205	5,292,604
投資物業公允價值之變動	298,850	9,315
經營溢利	5,657,055	5,301,919
融資費用	(250,756)	(392,968)
應佔聯營公司及合營企業業績	157,958	166,894
除稅前溢利	5,564,257	5,075,845
稅項	(1,299,167)	(1,255,827)
來自持續經營業務之年度溢利	4,265,090	3,820,018
已終止經營業務：		
來自已終止經營業務之年度溢利	4,765,506	-
年度溢利	9,030,596	3,820,018
應佔溢利：		
本公司股東		
來自持續經營業務	3,308,813	3,579,191
來自已終止經營業務	4,629,840	-
非控制性權益		
來自持續經營業務	956,277	240,827
來自已終止經營業務	135,666	-
	9,030,596	3,820,018
來自持續經營業務之每股盈利		
- 基本	1.84港元	1.98港元
- 攤薄	1.83港元	1.98港元
來自已終止經營業務之每股盈利		
- 基本	2.57港元	-港元
- 攤薄	2.56港元	-港元

附錄四：合併財務狀況表

	於二零二一年 十二月三十一日 千港元	於二零二二年 十二月三十一日 千港元
資產及負債		
非流動資產		
無形資產	4,303,119	5,855,895
投資物業	1,939,636	1,819,589
物業、機器及設備	7,526,228	7,869,412
使用權資產	4,348,205	3,221,273
聯營公司及合營企業	2,281,222	1,642,761
透過其他綜合收益按公允價值列賬之金融資產	587,337	554,962
可換股債券之投資	5,911	5,538
遞延稅項	155,944	463,169
	21,147,602	21,432,599
流動資產		
透過損益按公允價值列賬之金融資產	800,068	38,137
透過其他綜合收益按公允價值列賬之金融資產	17,166	-
存貨	374,775	482,035
應收賬項、預付款項及訂金	16,662,937	13,406,909
可收回稅項	63,972	721,645
應收同系附屬公司款項	3	-
受限制及有抵押之銀行存款	11,748	12,383
現金及銀行結存	9,084,105	9,240,365
	27,014,774	23,901,474
流動負債		
租賃負債	1,377,209	1,196,141
應付賬項、已收訂金及應計項目	11,694,873	10,695,071
應付同系附屬公司款項	-	278,252
應付關連公司款項	140,842	166,063
稅項	752,201	492,536
來自非控制性權益之貸款	27,703	6,862
短期銀行貸款及長期銀行貸款之本期部分	3,648,671	2,226,402
銀行透支	199,201	83,801
	17,840,700	15,145,128

附錄四：合併財務狀況表(續)

	於二零二一年 十二月三十一日 千港元	於二零二二年 十二月三十一日 千港元
非流動負債		
來自非控制性權益之貸款	205,594	209,144
長期銀行貸款	2,261,839	6,586,447
租賃負債	2,384,652	1,453,234
遞延稅項	406,072	614,209
退休福利債務	50,028	52,110
其他非流動負債	176,775	24,096
	5,484,960	8,939,240
資產減負債	24,836,716	21,249,705
權益		
本公司股東應佔資本及儲備		
股本	903,655	903,712
股份溢價	4,072,917	4,074,169
保留溢利及其他儲備	16,071,908	13,451,213
	21,048,480	18,429,094
授予非控制性權益之認沽期權	(4,593)	-
	21,043,887	18,429,094
非控制性權益	3,792,829	2,820,611
總權益	24,836,716	21,249,705