



2022中期业绩

新 篇 章
新 征 途



Kerry Logistics
Network Limited
嘉里物流聯網有限公司

0636.HK

免责声明

This presentation was prepared by Kerry Logistics Network Limited (the “Company”) for reference and general information purposes only. This presentation is not intended to and does not constitute investment advice, recommendation, invitation or offer to enter into, any agreement to purchase, acquire, dispose of, subscribe for or underwrite any securities, shares, debentures or structured products.

The information contained in this presentation comprises extracts of operational data and financial information of the Company. The information is included solely for this presentation and certain information has not been independently verified. No representation or warranty, expressed or implied, is made with respect to, and no reliance should be placed on, any discussion, materials and information provided in and during the presentation (collectively, the “Information”) as to their accuracy, completeness, validity, timeliness, correctness, or fairness. It is not the intention to provide, and you may not rely on the Information as providing, a complete or comprehensive analysis of the Company's financial or trading position or prospects. Potential investors and shareholders of the Company are particularly reminded that any reference to past performance should not be taken as an indication of future performance. The Information (including without limitation all estimates, forecasts, projections, expectations, outlooks and opinions contained in this presentation) is subject to change without notice. This presentation may not contain all material information concerning the Company and is not intended to provide the sole basis of any evaluation of the Company and its subsidiaries or the securities discussed herein.

This presentation may contain forward-looking statements, forecasts and/or projections. Statements that are not historical facts, including statements about the Company's belief and expectations are forward-looking statements. Any forward-looking statements, forecasts and projections contained in this presentation are based on certain assumptions and expectations of future events (which may or may not be included in this presentation) regarding the Company's present and future business strategies and the environment in which the Company will operate, and must be read together with those assumptions. The Company does not guarantee that these assumptions and expectations are accurate or will be realized. Actual future performance, outcomes and results may differ materially from those expressed in such forward-looking statements, forecasts and projections as a result of a number of risks, uncertainties and assumptions. Although the Company believes that such forward-looking statements, forecasts and projections are based on reasonable assumptions, it can give no assurance that such expectations will be met. None of the Company, nor any of its holding companies, subsidiaries, associated undertakings, joint ventures, controlling persons or affiliates, or any of their respective directors, officers, partners, employees, agents, advisors or representatives (collectively, the “Affiliates and Representatives”) assumes any responsibility to update any forward-looking statements, forecasts and projections or to adapt them to future events or developments.

In no event shall the Company, or any of the Affiliates and Representatives have any liability or responsibility whatsoever (whether directly or indirectly, expressly or by implication, in contract, tort, by statute or otherwise) for any decisions taken based upon this presentation, the Information or for any loss howsoever arising from any use of or reliance upon the whole or any part of this presentation or the Information or otherwise arising in connection with this presentation or the Information.

财务摘要 (百万港元)

收入

48,034

▲ 39%*

核心经营溢利

3,461

▲ 74%*

核心纯利

2,372

▲ 96%*

分部溢利*
综合物流

717

▲ 28%*

电子商贸及快递

(393)

-

国际货运

3,398

▲ 140%*

股东应占溢利

2,377

▲ 118%* ▼ 30%
法定

中期股息

28

每股港仙

资产负债比率

总比率

58.4%

净比率

8.8%

*仅就持续经营业务而言

2022 中期业绩

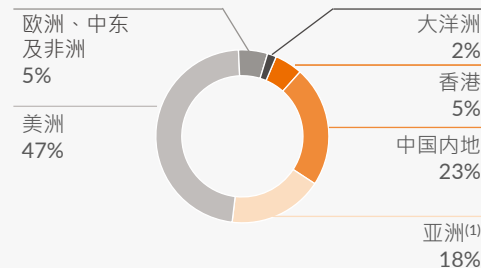
KLN

持续经营业务之分部溢利

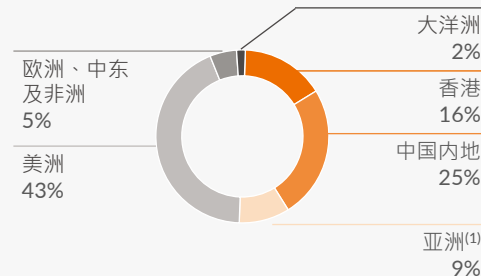
未经审核分部溢利 – 持续经营业务*

(百万港元)	综合物流			电子商贸及快递			国际货运			合计		
	2021 上半年	2022 上半年	变化	2021 上半年	2022 上半年	变化	2021 上半年	2022 上半年	变化	2021 上半年	2022 上半年	变化
香港	210	393	88%	36	12	-68%	140	178	27%	386	583	51%
中国内地	179	159	-11%	-	-	-	477	768	61%	656	927	41%
亚洲 ⁽¹⁾	129	161	24%	173	(411)	-	263	602	129%	565	352	-38%
美洲	-	-	-	-	-	-	432	1,613	273%	432	1,613	273%
欧洲、中东 及非洲	-	-	-	-	6	-	67	180	166%	67	186	176%
大洋洲	43	4	-90%	-	-	-	36	57	58%	79	61	-22%
总计	561	717	28%	209	(393)	-	1,415	3,398	140%	2,185	3,722	70%

国际货运溢利按地区划分



分部溢利按地区划分



*仅就持续经营业务而言
(1) 亚洲 (大中华地区除外)

持续经营业务之分部溢利

综合物流



亚洲录得强劲增长

- 多国边境重开
- 制造业和本地消费复苏

中国内地防疫封控

- 制造业活动放缓

加强化工及冷链物流服务

电子商贸 及快递



扩展泰国业务

包裹量	月度活跃用户	服务点
+36%	+15%	+116%

泰国业务受价格战影响

- 亏损自2022年5月起开始收窄
- KETH预计于2022年年底将接近收支平衡

国际货运



嘉里物流的增长动力

- 自2022年4月起，Topocean成为了本集团的新成员

于跨太平洋贸易路线维持领先地位⁽²⁾



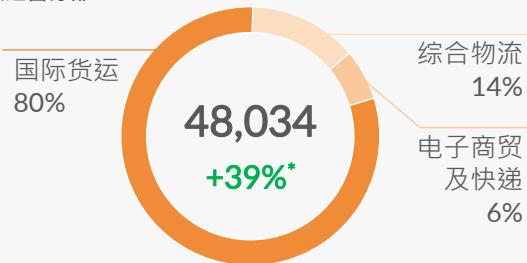
加强于东南亚及南亚的国际货运能力

⁽²⁾ 数据来自 Datamyne - 亚洲到美国的无船承运人排名

收入及股东应占溢利

收入(百万港元)

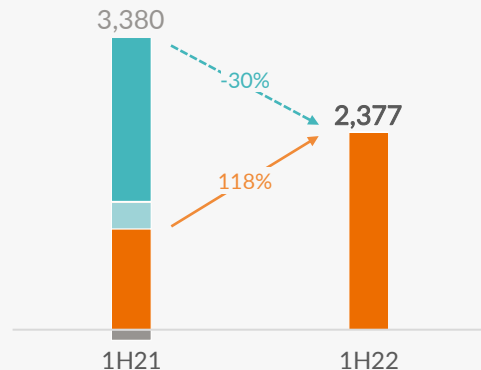
按经营分部



按地域

	2021 上半年	2022 上半年	变化
香港	3,912	4,616	+18%
中国内地	11,278	12,652	+12%
亚洲 ⁽¹⁾	6,515	8,433	+29%
美洲	8,404	16,458	+96%
欧洲、中东及非洲	3,988	5,056	+27%
大洋洲	557	819	+47%
总计	34,654	48,034	+39%

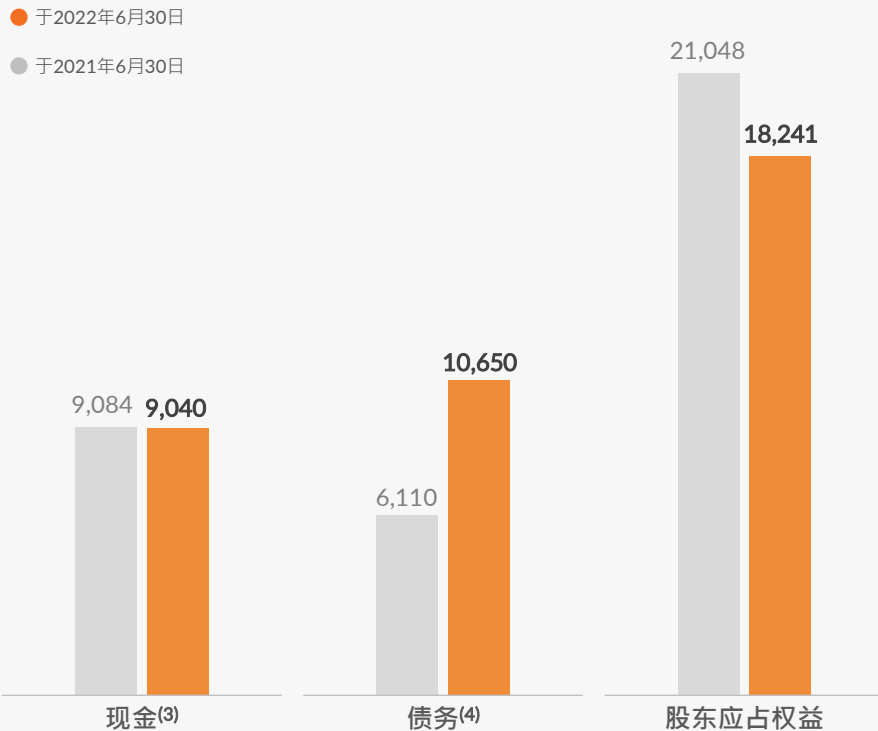
股东应占溢利 (百万港元)



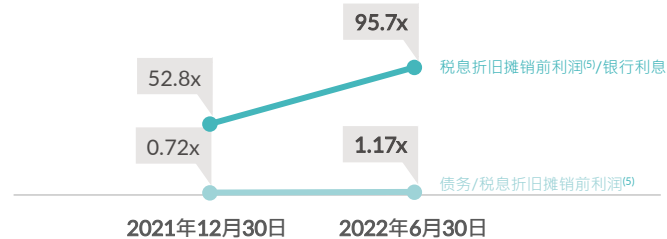
	2021 上半年	2022 上半年
香港货仓之公允价值变动 (已扣除递延税项)	1,970	-
来自已终止经营业务之核心纯利	318	-
投资物业之公允价值变动 (已扣除非控制性权益及递延税项)	10	5
来自持续经营业务之核心纯利	1,212	2,372
商誉减值	(130)	-
股东应占溢利	3,380	2,377

*仅就持续经营业务而言
(1) 亚洲 (大中华地区除外)

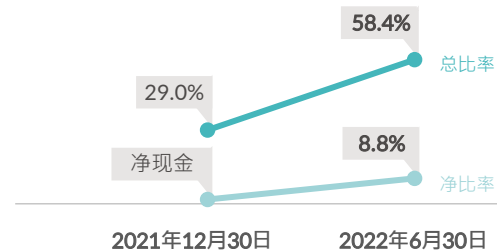
现金、债务和权益 (百万港元)



负债比率



资产负债比率



⁽³⁾ 现金及银行结存

⁽⁴⁾ 银行贷款总额及银行透支

⁽⁵⁾ 按过去12个月计算的税息折旧摊销前利润

前景展望

宏观环境及经济不确定性

- 受全球需求疲软和疫情反复的影响，整体市况预料将出现下行迹象
- 凭借其扎根亚洲的优势，嘉里物流联网集团将继续通过高效、快捷的多式联运解决方案，以应对全球供应链变化
- 对持续经营业务的全年业绩保持信心

致力于2050年前实现净零排放

- 本集团已将重点扩大至范围3排放，以进一步完善其可持续发展披露和碳减排计划
- 继续评估气候风险、探索以科学为基础的减量目标，并增加使用可再生能源



问答环节



Kerry Logistics
Network Limited
嘉里物流聯網有限公司

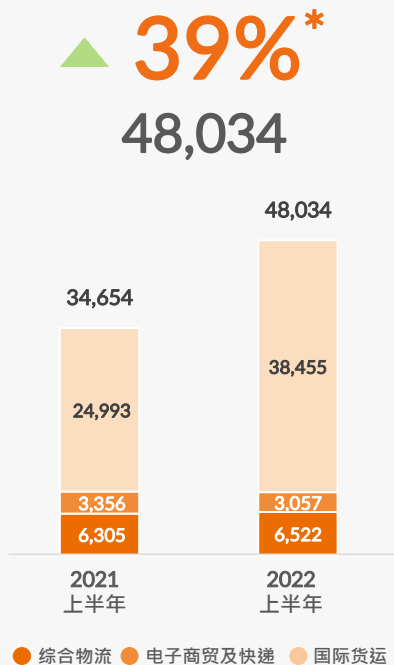
亚洲翘楚
专注中国
贯通全球



附录一：收入分析

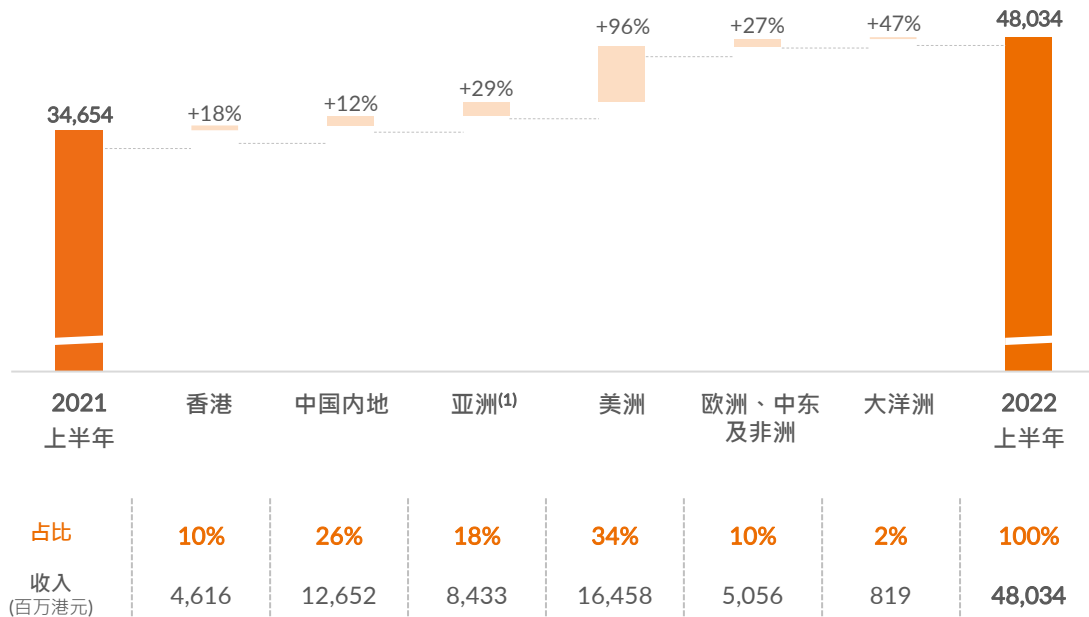
分部收入变化

(百万港元)



分部收入变化按地区划分

(百万港元·同比增长*百分比)



*仅就持续经营业务而言

⁽¹⁾亚洲 (大中华地区除外)

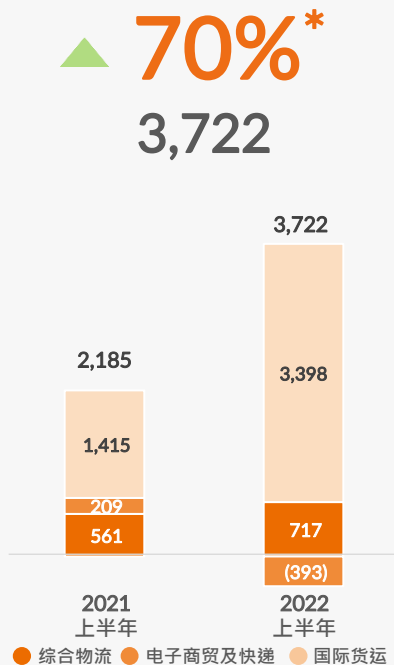
2022 中期业绩

KLN

附录二：分部溢利分析

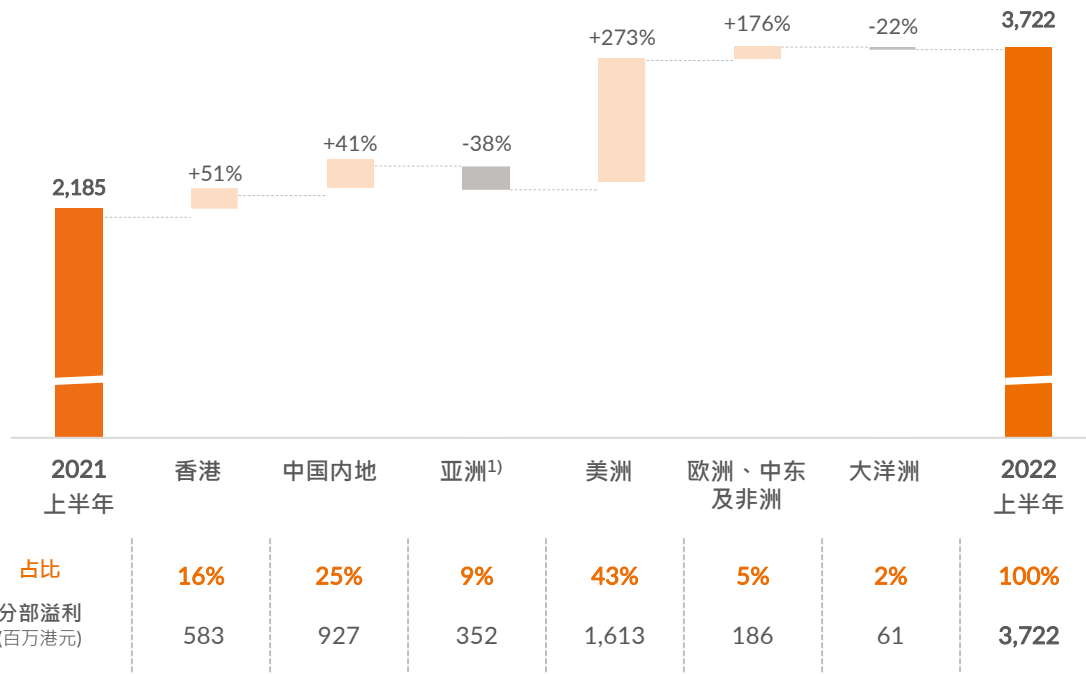
分部溢利变化

(百万港元)



分部溢利变化按地区划分

(百万港元·可比增长*百分比)



*仅就持续经营业务而言

¹⁾亚洲 (大中华地区除外)

2022 中期业绩



附录三：简明合并中期收益表

	截至6月30日止六个月	
	未经审核 2022 千港元	未经审核 2021 千港元
持续经营业务		
收入	48,034,324	34,653,907
直接经营费用	(42,746,293)	(31,160,697)
毛利	5,288,031	3,493,210
其他收入及收益/(亏损)净额	162,412	(29,312)
行政费用	(1,838,500)	(1,584,985)
未计投资物业公允价值变动前之经营溢利	3,611,943	1,878,913
投资物业公允价值之变动	6,706	10,633
经营溢利	3,618,649	1,889,546
融资费用	(150,592)	(119,776)
应占联营公司及合营企业业绩	92,458	80,888
除税前溢利	3,560,515	1,850,658
税项	(865,923)	(383,511)
来自持续经营业务之期内溢利	2,694,592	1,467,147
已终止经营业务：		
来自已终止经营业务之期内溢利	-	2,386,611
期内溢利	2,694,592	3,853,758
应占溢利：		
本公司股东		
来自持续经营业务	2,376,815	1,092,406
来自已终止经营业务	-	2,287,942
非控制性权益	317,777	473,410
	2,694,592	3,853,758
来自持续经营业务之每股盈利		
- 基本	1.32 港元	0.61港元
- 摊薄	1.31港元	0.60港元
来自已终止经营业务之每股盈利		
- 基本	-港元	1.27港元
- 摊薄	-港元	1.27港元

附录四：简明合并中期财务状况表

	未经审核 于2022年6月30日 千港元	经审核 于2021年12月31日 千港元
资产及负债		
非流动资产		
无形资产	6,320,364	4,303,119
投资物业	1,875,510	1,939,636
物业、机器及设备	7,747,821	7,526,228
使用权资产	3,927,208	4,348,205
联营公司及合营企业	2,129,323	2,281,222
透过其他综合收益按公允价值列账之金融资产	850,730	587,337
可换股债券之投资	5,705	5,911
递延税项	651,734	155,944
	23,508,395	21,147,602
流动资产		
透过损益按公允价值列账之金融资产	282,011	800,068
透过其他综合收益按公允价值列账之金融资产	-	17,166
存货	470,876	374,775
应收账款、预付款项及订金	17,861,857	16,662,937
可收回税项	519,279	63,972
应收同系附属公司款项	-	3
受限制及有抵押之银行存款	12,133	11,748
现金及银行结存	9,039,890	9,084,105
	28,186,046	27,014,774
流动负债		
租赁负债	1,300,735	1,377,209
应付账款、已收订金及应计项目	13,526,746	11,694,873
应付同系附属公司款项	351,343	-
应付关连公司款项	4,317	140,842
税项	846,803	752,201
短期银行贷款及长期银行贷款之本期部分	3,108,157	3,648,671
来自非控制性权益之贷款	27,015	27,703
银行透支	186,841	199,201
	19,351,957	17,840,700

附录四：简明合并中期财务状况表(续)

	未经审核 于2022年6月30日 千港元	经审核 于2021年12月31日 千港元
非流动负债		
来自非控制性权益之贷款	205,899	205,594
长期银行贷款	7,355,277	2,261,839
租赁负债	2,079,238	2,384,652
递延税项	659,369	406,072
退休福利债务	53,573	50,028
其他非流动负债	537,418	176,775
	10,890,774	5,484,960
资产减负债	21,451,710	24,836,716
权益		
本公司股东应占资本及储备		
股本	903,687	903,655
股份溢价及其他储备	77,778	4,333,941
保留溢利	17,259,177	15,810,884
	18,240,642	21,048,480
授予非控制性权益之认沽期权	(4,593)	(4,593)
	18,236,049	21,043,887
非控制性权益	3,215,661	3,792,829
总权益	21,451,710	24,836,716