

开创新章

2021 年度业绩



Kerry Logistics
Network Limited
嘉里物流聯網有限公司

0636.HK

免责声明

This presentation was prepared by Kerry Logistics Network Limited (the “Company”) for reference and general information purposes only. This presentation is not intended to and does not constitute investment advice, recommendation, invitation or offer to enter into, any agreement to purchase, acquire, dispose of, subscribe for or underwrite any securities, shares, debentures or structured products.

The information contained in this presentation comprises extracts of operational data and financial information of the Company. The information is included solely for this presentation and certain information has not been independently verified. No representation or warranty, expressed or implied, is made with respect to, and no reliance should be placed on, any discussion, materials and information provided in and during the presentation (collectively, the “Information”) as to their accuracy, completeness, validity, timeliness, correctness, or fairness. It is not the intention to provide, and you may not rely on the Information as providing, a complete or comprehensive analysis of the Company’s financial or trading position or prospects. Potential investors and shareholders of the Company are particularly reminded that any reference to past performance should not be taken as an indication of future performance. The Information (including without limitation all estimates, forecasts, projections, expectations, outlooks and opinions contained in this presentation) is subject to change without notice. This presentation may not contain all material information concerning the Company and is not intended to provide the sole basis of any evaluation of the Company and its subsidiaries or the securities discussed herein.

This presentation may contain forward-looking statements, forecasts and/or projections. Statements that are not historical facts, including statements about the Company’s belief and expectations are forward-looking statements. Any forward-looking statements, forecasts and projections contained in this presentation are based on certain assumptions and expectations of future events (which may or may not be included in this presentation) regarding the Company’s present and future business strategies and the environment in which the Company will operate, and must be read together with those assumptions. The Company does not guarantee that these assumptions and expectations are accurate or will be realized. Actual future performance, outcomes and results may differ materially from those expressed in such forward-looking statements, forecasts and projections as a result of a number of risks, uncertainties and assumptions. Although the Company believes that such forward-looking statements, forecasts and projections are based on reasonable assumptions, it can give no assurance that such expectations will be met. None of the Company, nor any of its holding companies, subsidiaries, associated undertakings, joint ventures, controlling persons or affiliates, or any of their respective directors, officers, partners, employees, agents, advisors or representatives (collectively, the “Affiliates and Representatives”) assumes any responsibility to update any forward-looking statements, forecasts and projections or to adapt them to future events or developments.

In no event shall the Company, or any of the Affiliates and Representatives have any liability or responsibility whatsoever (whether directly or indirectly, expressly or by implication, in contract, tort, by statute or otherwise) for any decisions taken based upon this presentation, the Information or for any loss howsoever arising from any use of or reliance upon the whole or any part of this presentation or the Information or otherwise arising in connection with this presentation or the Information.

财务摘要 (百万港元)

收入⁽¹⁾

▲ 53%

81,771

核心经营溢利

▲ 88%

6,229

核心纯利

▲ 102%

3,692

分部溢利
综合物流

▼ 29%

1,868

国际货运

▲ 389%

4,860

股东应占溢利

▲ 174%

7,939

资产负债比率

29.0%

总比率

末期股息

50

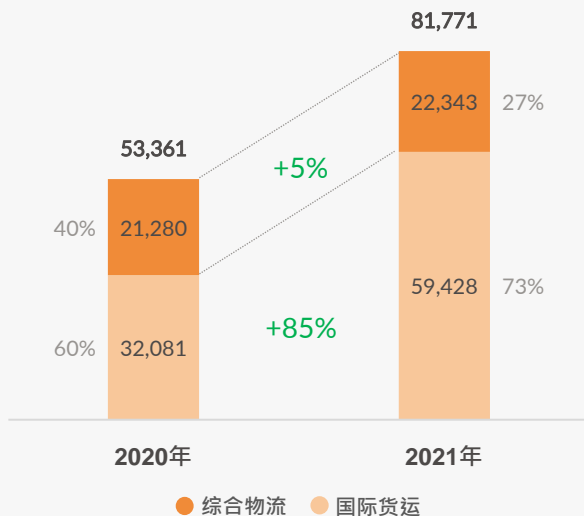
每股港仙

收入分析

收入变化按分部划分⁽¹⁾

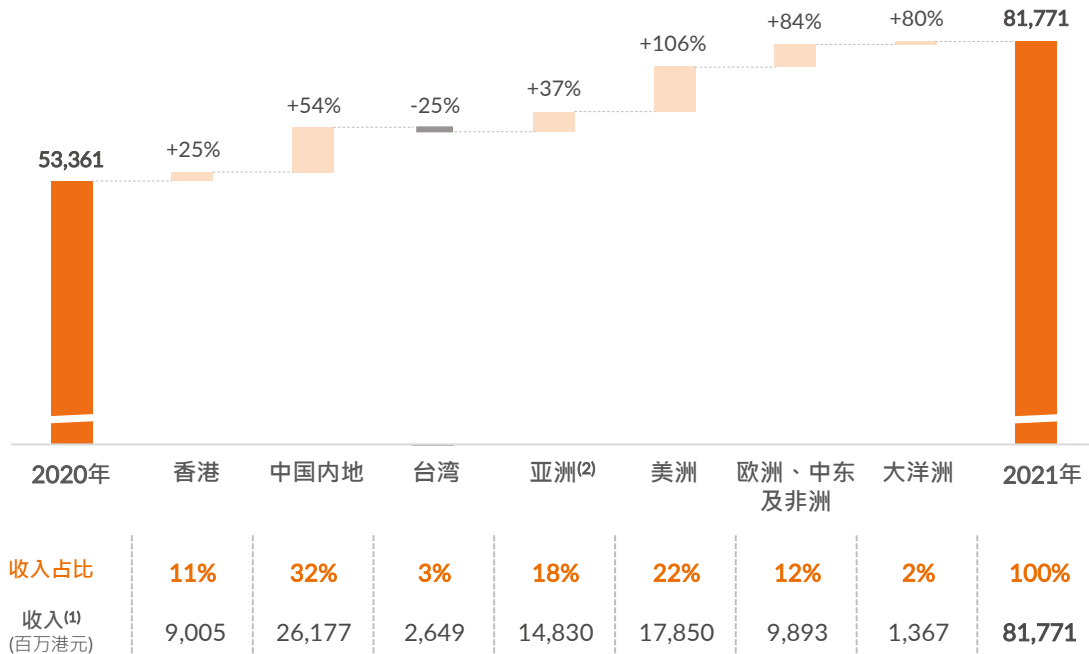
(百万港元·可比增长%)

▲ **53%**
81,771



收入变化按地区划分⁽¹⁾

(百万港元·可比增长%)

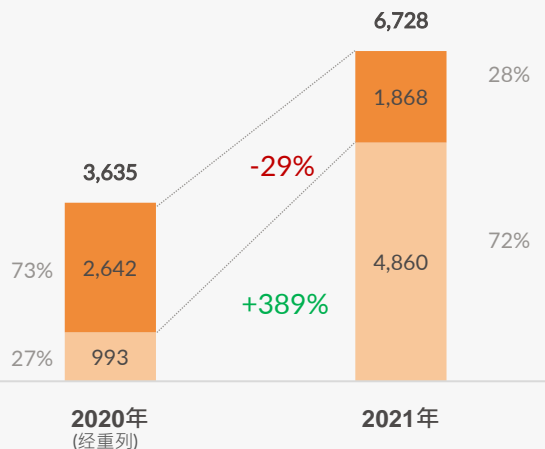


分部溢利分析

分部溢利变化

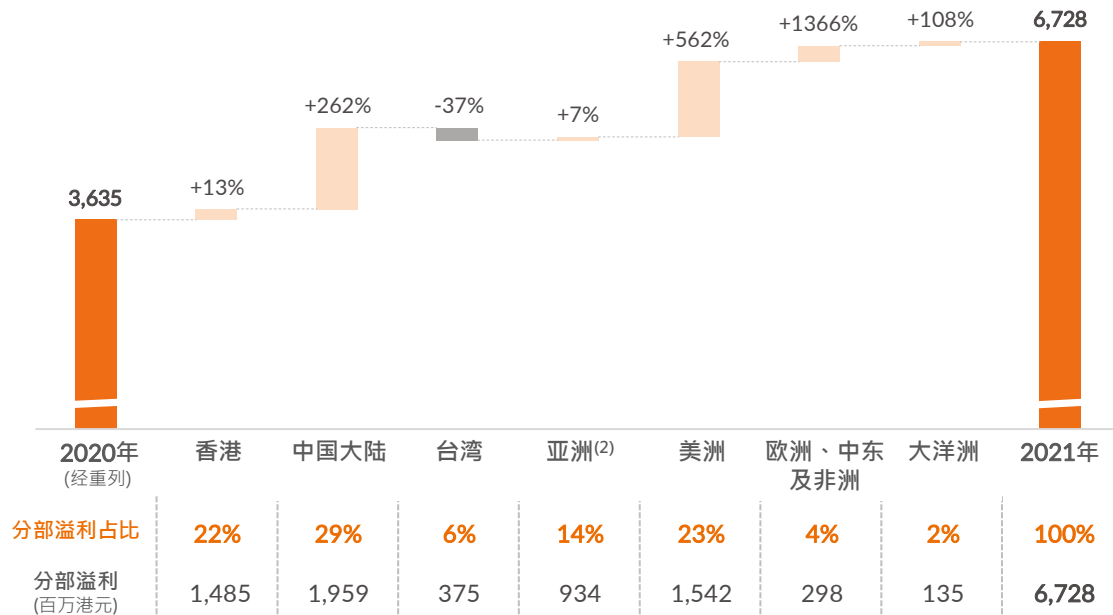
(百万港元·可比增长%)

▲ **85%**
6,728

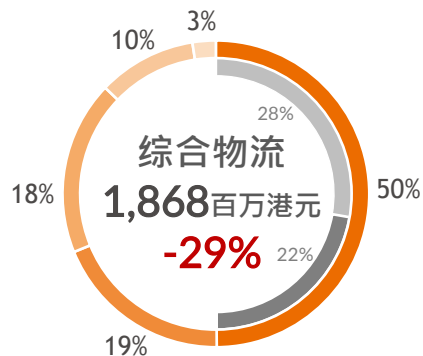


分部溢利变化按地区划分

(百万港元·可比增长%)



综合物流分部溢利



分部溢利	百万港元	同比
● 香港	932	-14%
● 物流营运	518	-4%
● 香港货仓	414	-23%
● 中国内地	353	+33%
● 台湾	343	-40%
● 大中华地区	1,628	-15%
● 亚洲 (大中华地区除外)	194	-73%
● 大洋洲	46	+258%
● 总计	1,868	-29%

香港

- 因应抗疫而推出的社交距离措施导致零售活动缩减，影响物流业务表现
- 于2021年9月底出售香港货仓业务

中国内地

- 综合物流业务反弹，主要由于国内制造活动复苏，采购订单逐步由亚洲各国转回中国内地市场

台湾

- 于2021年8月出售台湾业务

亚洲 (大中华地区除外)

- 综合物流业务下跌主要是由于亚洲多国持续封城，制造活动减少所致
- Kerry Express Thailand面对激烈的市场及价格竞争

国际货运分部溢利



分部溢利	百万港元	同比
● 香港	553	+139%
● 中国内地	1,606	+483%
● 台湾	32	+39%
大中华地区	2,191	+314%
● 亚洲 (大中华地区除外)	740	+369%
● 美洲	1,542	+562%
● 欧洲、中东及非洲	298	+1366%
● 大洋洲	89	+71%
总计	4,860	+389%

国际货运业务增长

- 供应链受到干扰，尤其是由亚洲往北美及欧洲的出口货运
- 客户需求日益复杂，紧急订单数量增加
- 利用本集团深远的行业知识、广泛覆盖，以及环球网络

俄乌冲突

- 对业务的直接影响有限
- 将密切监察影响该地区的制裁措施

备考分部溢利

未经审核预估分部溢利

(百万港元)	综合物流			国际货运			总计		
	2021年	2020年 (经重列)	同比变化	2021年	2020年 (经重列)	同比变化	2021年	2020年 (经重列)	同比变化
香港	1 518	541	-4%	553	231	140%	1,071	772	39%
中国内地	353	266	33%	1,606	276	483%	1,959	542	262%
台湾	2 -	-	-	2 -	-	-	-	-	-
亚洲 ⁽²⁾	194	712	-73%	740	158	369%	934	870	7%
美洲	-	-	-	1,542	233	562%	1,542	233	562%
欧洲、中东及非洲	-	-	-	298	20	1366%	298	20	1366%
大洋洲	46	13	258%	89	52	71%	135	65	108%
备考	1,111	1,532	-27%	4,828	970	398%	5,939	2,502	137%
财务报表	1,868	2,642	-29%	4,860	993	389%	6,728	3,635	85%

调整项目

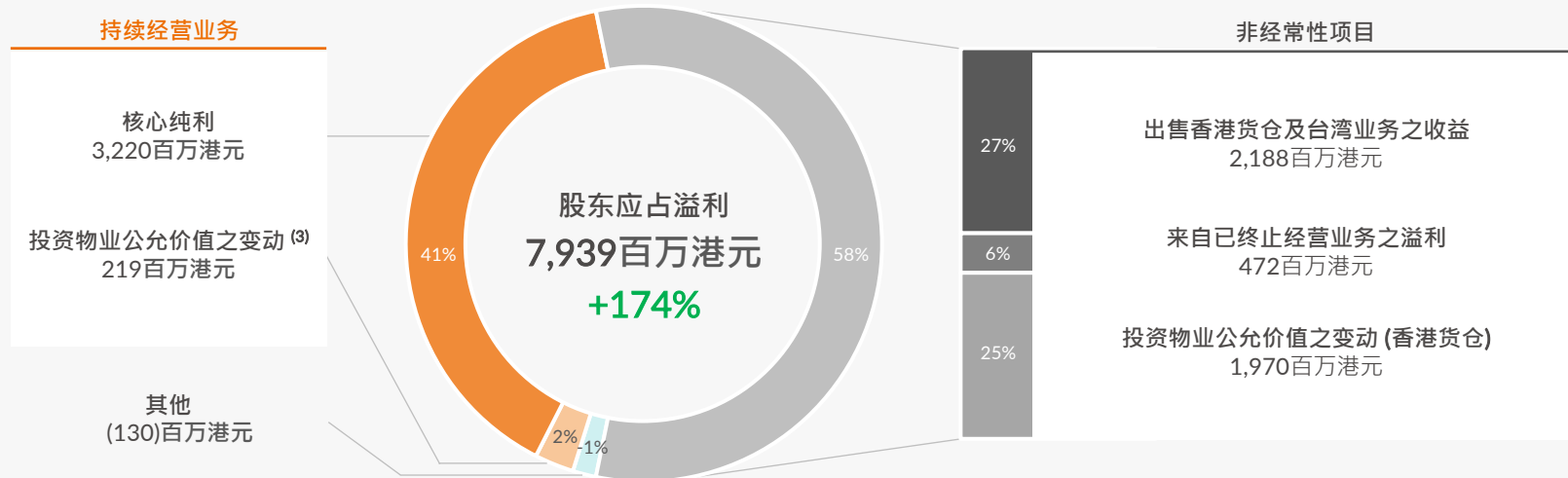
1 出售香港货仓

百万港元	2021年	2020年
综合物流	414	537

2 出售台湾业务

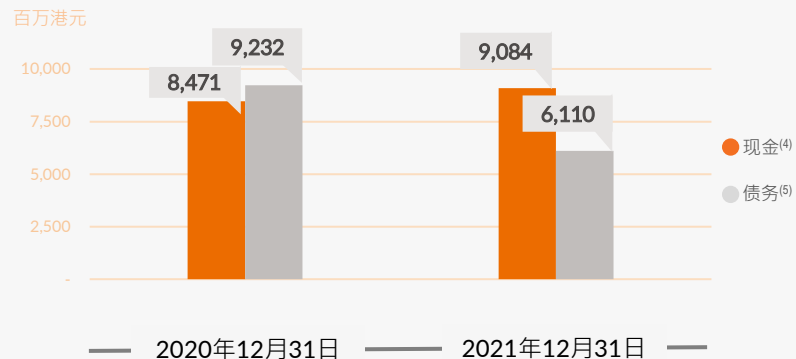
百万港元	2021年	2020年
综合物流	343	573
国际货运	32	23
	375	596

股东应占溢利

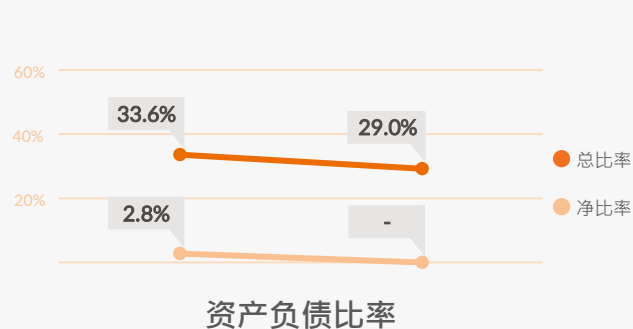
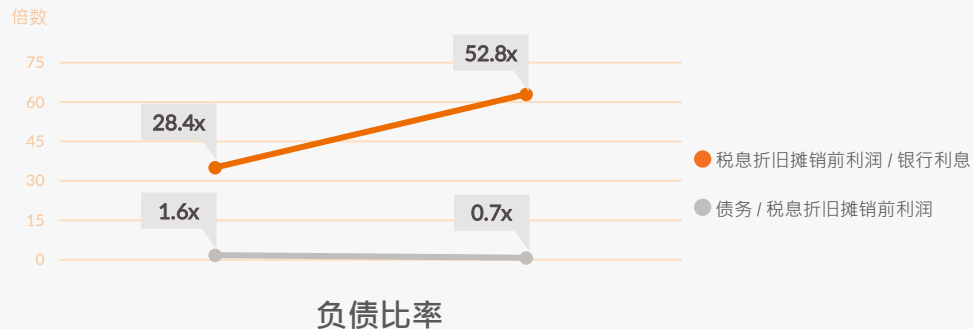
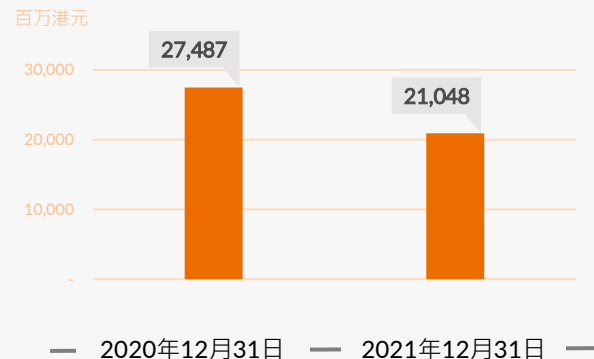


现金、债务和权益

现金和债务



股东权益



前景展望

疫情对供应链造成的干扰将持续

- 全球各国在抗疫上采取了不同的措施及政策，而这将为进出口商、制造及零售商带来越见沉重的负担

环球流动性受限

- 本集团将透过整合其资源，为客户提供稳定的服务，从而提升其于价值链的份额

与顺丰控股之策略合作

- 合作将为本集团带来独有的优势，助其成为亚洲最大的国际第三方物流服务供货商
- 预期在二零二二年第二季度，嘉里物流联网将成为顺丰航空的独家货运销售总代理(GSA)，以及顺丰控股之国际快递业务于中国内地以外地区的主要服务承办商



问答



Kerry Logistics
Network Limited
嘉里物流聯網有限公司

亚洲翘楚
专注中国
贯通全球



附录一: 合并收益表

	截至十二月三十一日止年度	
	二零二一年 千港元	二零二零年 千港元 (经重列)
持续经营业务		
收入	78,954,724	49,617,150
直接经营费用	(69,950,781)	(44,987,548)
毛利	9,003,943	4,629,602
其他收入及(亏损)/收益净额	(18,805)	229,412
行政费用	(3,626,933)	(2,633,918)
未计投资物业公允价值变动前之经营溢利	5,358,205	2,225,096
投资物业公允价值之变动	298,850	7,454
经营溢利	5,657,055	2,232,550
融资费用	(250,756)	(250,624)
应占联营公司及合营企业业绩	157,958	118,843
除税前溢利	5,564,257	2,100,769
税项	(1,299,167)	(593,004)
来自持续经营业务之年度溢利	4,265,090	1,507,765
已终止经营业务:		
来自已终止经营业务之年度溢利	4,765,506	1,961,754
年度溢利	9,030,596	3,469,519
非控制性权益	(1,091,943)	(573,762)
股东应占年度溢利	7,938,653	2,895,757
应占溢利:		
本公司股东		
来自持续经营业务	3,308,813	1,160,059
来自已终止经营业务	4,629,840	1,735,698
非控制性权益	1,091,943	573,762
	9,030,596	3,469,519
来自持续经营业务之每股盈利		
基本	1.84 港元	0.65 港元
摊薄	1.83 港元	0.65 港元
来自已终止经营业务之每股盈利		
基本	2.57 港元	0.98 港元
摊薄	2.56 港元	0.98 港元

附录二：合并财务状况表

	于二零二一年 十二月三十一日 千港元	于二零二零年 十二月三十一日 千港元
资产及负债		
非流动资产		
无形资产	4,303,119	4,771,897
投资物业	1,939,636	11,503,215
物业、机器及设备	7,526,228	11,693,226
使用权资产	4,348,205	4,766,030
联营公司及合营企业	2,281,222	1,970,719
透过其他综合收益按公允价值列账之金融资产	587,337	359,189
可换股债券之投资	5,911	5,875
递延税项	155,944	98,476
	21,147,602	35,168,627
流动资产		
透过损益按公允价值列账之金融资产	800,068	122,244
透过其他综合收益按公允价值列账之金融资产	17,166	-
可换股债券之投资	-	347,507
存货	374,775	404,879
应收账款、预付款项及订金	16,662,937	12,358,582
可收回税项	63,972	10,205
应收同系附属公司款项	3	3,017
受限制及有抵押之银行存款	11,748	14,143
现金及银行结存	9,084,105	8,470,843
	27,014,774	21,731,420
流动负债		
租赁负债	1,377,209	1,012,901
应付账款、已收订金及应计项目	11,694,873	9,269,189
应付同系附属公司款项	-	4,366
应付关连公司款项	140,842	23,757
税项	752,201	435,719
来自非控制性权益的贷款	27,703	-
短期银行贷款及长期银行贷款之本期部分	3,648,671	3,941,835
银行透支	199,201	220,865
	17,840,700	14,908,632

附录二：合并财务状况表（续）

	于二零二一年 十二月三十一日 千港元	于二零二零年 十二月三十一日 千港元
非流动负债		
来自非控制性权益之贷款	205,594	233,654
长期银行贷款	2,261,839	5,069,439
租赁负债	2,384,652	3,178,122
递延税项	406,072	744,467
退休福利债务	50,028	143,419
其他非流动负债	176,775	142,379
	5,484,960	9,511,480
资产减负债	24,836,716	32,479,935
权益		
本公司股东应占资本及储备		
股本	903,655	898,600
股份溢价及其他储备	4,333,941	4,158,329
保留溢利	15,810,884	22,430,563
	21,048,480	27,487,492
授予非控制性权益之认沽期权	(4,593)	(4,593)
	21,043,887	27,482,899
非控制性权益	3,792,829	4,997,036
总权益	24,836,716	32,479,935